




DeviceNet Cable

			
	DeviceNet Standard Thick Cable	DeviceNet Flexible Thin Cable	DeviceNet Flexible Thick Cable
Type	86-0001	86-0003	86-0005
Condition	Fixed installation 2x18AWG+2x15AWG	Fixed installation 2x24AWG+2x22AWG	Drag chain installation 2x24AWG+2x22AWG
Rated Voltage	300V		
Ambient Temperature	-30...80°C		
Max. diameter	12.2±0.3 mm	6.9±0.3 mm	12.2±0.3 mm
Conductor	multi-strand tin copper		
Impedance	Power: 3.6 ohms/100ft Data: 6.9 ohms/100ft	Power: 16.5 ohms/100ft Data: 28 ohms/100ft	Power: 3.6 ohms/100ft Data: 6.9 ohms/100ft
Wire	Two wires side by side, copper and aluminum package		
Shielding	Tinned copper braid		
Outer Jacket	PVC, Gray	PVC, Gray	TPU, Gray
Power Cable Color	Red+black		
Communication Cable Color	White+blue		
Bending Diameter	15 * Cable diameter	15 * Cable diameter	10 * Cable diameter
Bending Life	—	-	1.4 million times

* MOQ: 50m

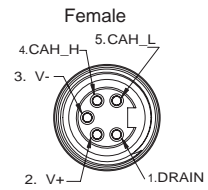
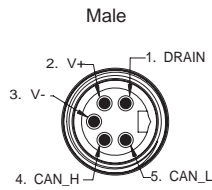
DeviceNet Single-ended Fieldbus Cordsets (7/8")

- Male/female Mini -Change single-ended cordsets



Single-ended

Diagram



5 Pole

1- BARE (SHIELD) 2- RED (V+) 3- BLACK (V-) 4- WHITE (CAN-H) 5- BLUE (CAN-L)

Male	Fig.	Single-ended
Straight	1	DN01A-Mxxx
Angled	2	DN09A-Mxxx
Female	Fig.	Single-ended
Straight	3	DN10A-Mxxx
Angled	4	DN90A-Mxxx

Order Code

DN_01A-Mxxx

Cable Specification

DEVICENET thin cableADD **D**
 DEVICENET thick STPEADD **F**

Cable Length

2m 020
 4m 040
 5m 050
 6m 060
 10m..... 100

Dimensions

Fig. 1

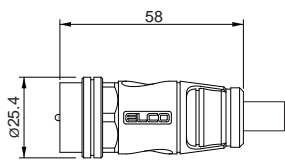


Fig. 2

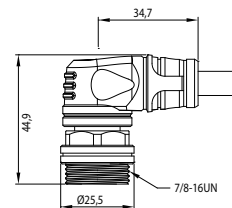


Fig. 3

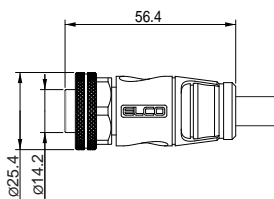
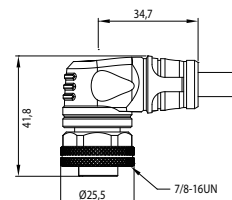


Fig. 3



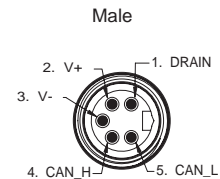
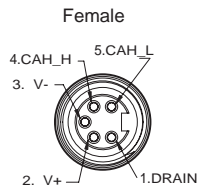
DeviceNet - Double-ended Fieldbus Cordsets (7/8" - 7/8")

■ Mini-Change-Mini-Change



Double-ended

Diagram



5 Pole

1- BARE (SHIELD) 2- RED (V+) 3- BLACK (V-) 4- WHITE (CAN-H) 5- BLUE (CAN-L)

Female/Male	Fig.	Double-ended
Straight/Straight	1	DN11A-Mxxx
Angled/Straight	2	DN91A-Mxxx
Straight/Angled	3	DN19A-Mxxx
Angled/Angled	4	DN99A-Mxxx

Order Code

DN 11A-M xxx

Cable Specification

DEVICENET thin cable ADD **D**
 DEVICENET thick STPE ADD **F**

Cable Length

0.6m.....	006
1 m.....	010
2 m.....	020
3 m.....	030
4 m.....	040
5 m.....	050
10 m.....	100

Dimensions

Fig. 1
Female straight/Female straight

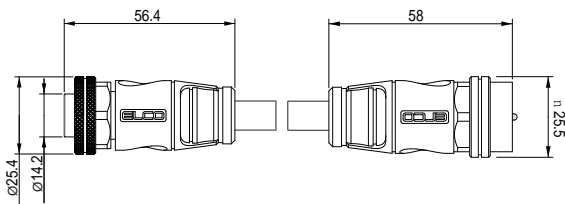


Fig. 2
Female straight/ Male Angled

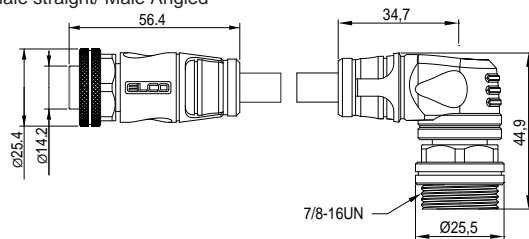


Fig. 3
Female Angled/ Male straight

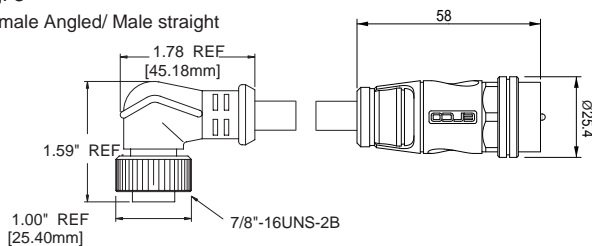
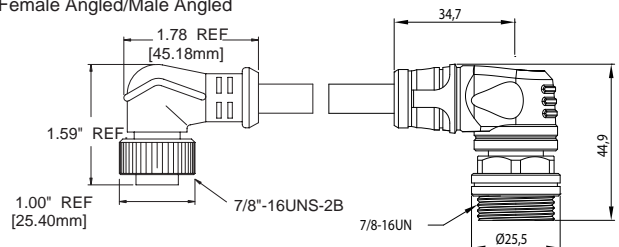


Fig. 3
Female Angled/Male Angled



DeviceNet - Trunk Tee /Y Splitter

- Mini-Change Trunk Tee
- Mini-Change Trunk Tee
- Micro-Change Trunk Tee



Trunk Tee/Y Splitter

Female (left)		Male (right)		Female	
---------------	--	--------------	--	--------	--

	Fig.		
MINI-CHANGE Trunk Tee	1 AND 3		DN3020

Female (left)		Male (right)		Female	
---------------	--	--------------	--	--------	--

	Fig.		
MICRO-CHANGE Trunk Tee	2 AND 3		DND3020

Dimensions

Fig. 1
Trunk Tee

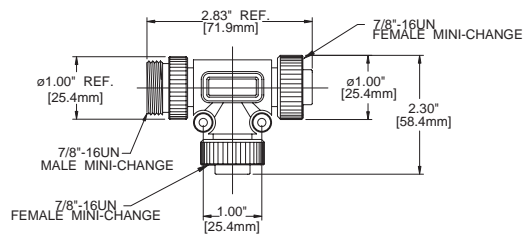
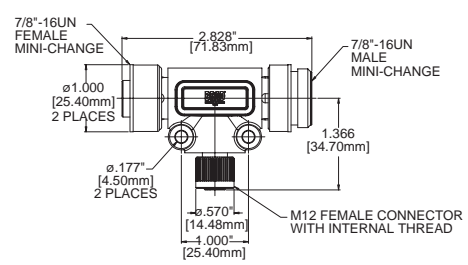
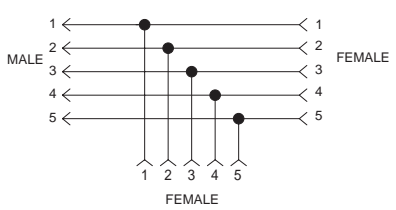


Fig. 2
Trunk to Branch T Tee



Wiring Diagram

Fig. 3
Trunk T Tee



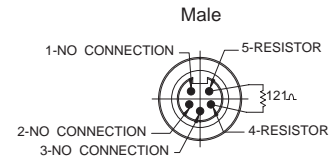
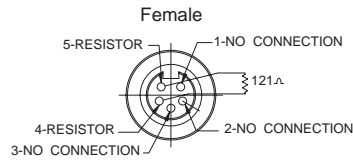
DeviceNet - Termination Resistance

- Male/Female
- Mini-Change/Micro-Change
- LED diagnosis



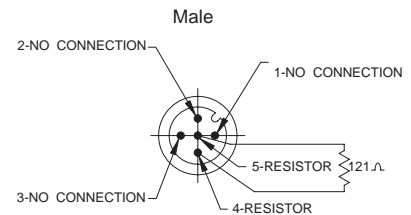
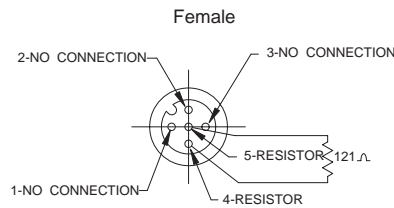
Mini-Change and Micro-Change terminal resistance

Pin Assignment



Female	Fig.	MINI-CHANGE
With LED	1	DN150L
Without LED	1	DN150
Male	Fig.	MINI-CHANGE
With LED	2	DN100L
Without LED	2	DN100

Pin Assignment



Female	Fig.	MICRO-CHANGE
Standard	3	DND150
Male	Fig.	MICRO-CHANGE
Standard	4	DND100

Dimensions

Fig. 1
Female Mini-Change

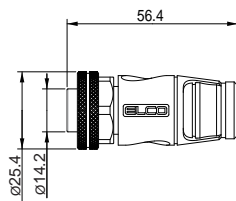


Fig. 2
Male Mini-Change

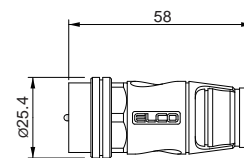


Fig. 3
Female Micro-Change

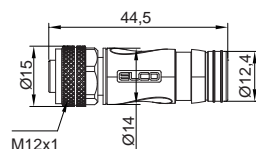
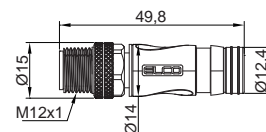


Fig. 4
Male Micro-Change



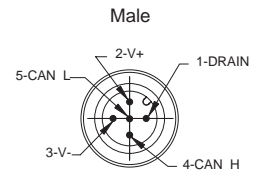
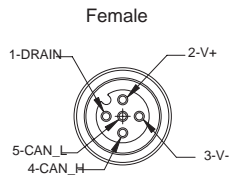
DeviceNet - Single-ended fieldbus Cordsets (M12)

■ Male/Female Micro-Change Single-ended Cordsets



5P

Pin Assignment



Female	Fig.	Single-ended with branch (thin cable)
Straight	1	DND02A-Mxxx
Angled	2	DND03A-Mxxx
Male	Fig.	Single-ended with branch (thin cable)
Straight	3	DND20A-Mxxx
Angled	4	DND30A-Mxxx

Order Code

DND 02A-Mxxx

Cable Specification

DEVICENET thin STPEADD **F**

Cable Length

2 m	020
4 m	040
5 m	050
6 m	060
10 m.....	100

Dimensions

Fig. 1
Straight Female

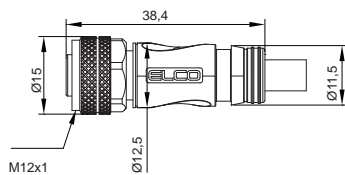


Fig. 2
Angled Female

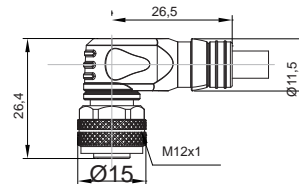


Fig. 3
Straight Male

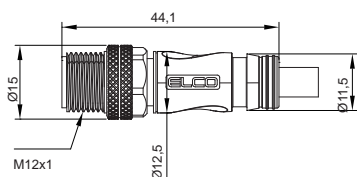
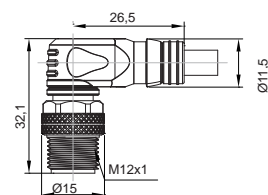


Fig. 3
Angled Male



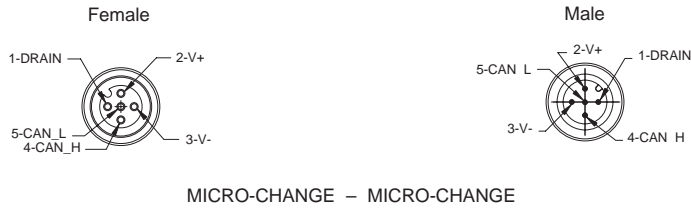
DeviceNet - Double-ended Fieldbus Cordsets (M12 - M12; M12 - 7/8")

- Micro-Change - Micro-Change
- Micro-Change (female) - Mini-Change (male)



Double-ended

Pin Assignment



Female / Male	Fig.	Double-ended Thin cable
Straight / Straight	1	DND22A-Mxxx
Angled / Straight	2	DND32A-Mxxx
Straight / Angled	3	DND23A-Mxxx
Angled / Angled	4	DND33A-Mxxx

Pin Assignment



Female MICROCHANGE/ Male MINI-CHANGE	Fig.	Double-ended Thin cable
Straight / Straight	5	DND21A-Mxxx
Angled / Straight	6	DND31A-Mxxx
Straight / Angled	7	DND29A-Mxxx
Angled / Angled	8	DND39A-Mxxx

Order Code

DND 22A - M xxx

Cable Specification

DEVICENET thin STPE ADD F

Cable Length

0.6m.....	006
1 m.....	010
2 m.....	020
3 m.....	030
4 m.....	040
5 m.....	050
10 m.....	100

DeviceNet - Double-ended Fieldbus Cordsets (M12 - M12; M12 - 7/8")

Dimensions

Fig. 1
Straight socket Micro-Change / Straight male Micro-Change

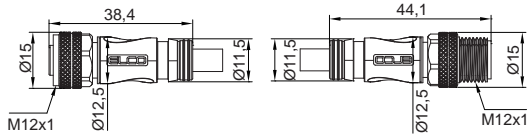


Fig. 2
Angled socket Micro-Change / Straight male Micro-Change

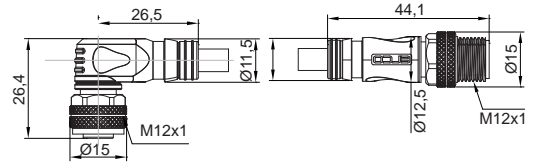


Fig. 3
Straight female Micro-Change / Angled male Micro-Change

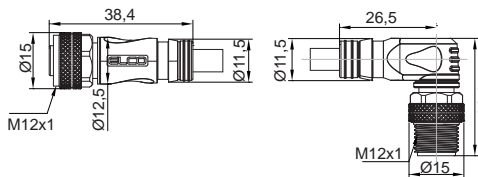


Fig. 4
Angled female Micro-Change / Angled male Micro-Change

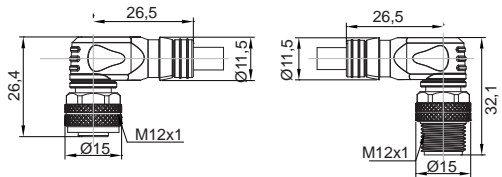


Fig. 5
Straight female Micro-Change / Straight male Mini-Change

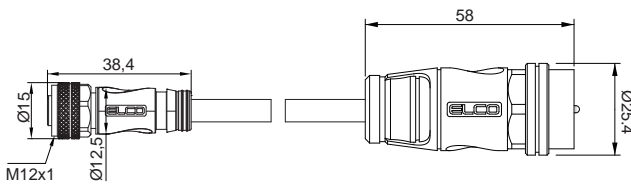


Fig. 6
Angled female Micro-Change / Straight male Mini-Change

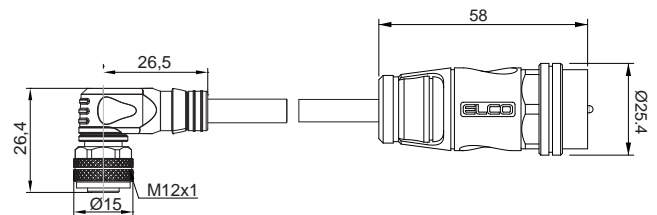


Fig. 7
Straight female Micro-Change / Angled male Mini-Change

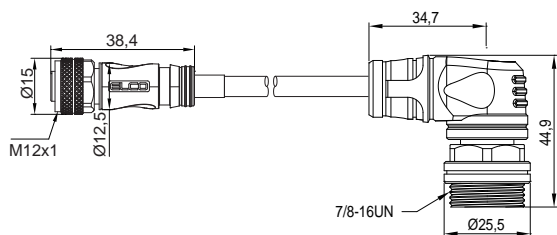
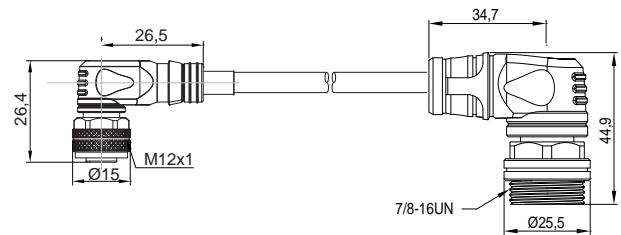


Fig. 8
Angled female Micro-Change / Angled male Mini-Change



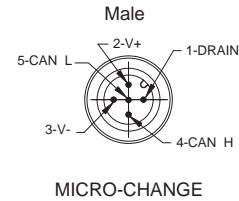
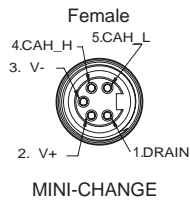
DeviceNet - Double-ended Fieldbus Cordsets (7/8" - M12)

■ Mini-Change (female) - Micro-Change (male)



Double-ended

Pin Assignment



Female (MINI-CHANGE) / male (MICRO-CHANGE)		Double-ended Thin cable
Straight / Straight	1	DND12A-Mxxx
Straight / Angled	2	DND13A-Mxxx
Angled / Straight	3	DND92A-Mxxx
Angled / Angled	4	DND93A-Mxxx

Order Code

DND 12A - M xxx

Cable Specification

DEVICENET thin STPE ADD **F**

Cable Length

0.6m.....	006
1 m.....	010
2 m.....	020
3 m.....	030
4 m.....	040
5 m.....	050
10 m.....	100

Dimensions

Fig. 1

Straight female Mini-Change/ Straight male Micro-Change

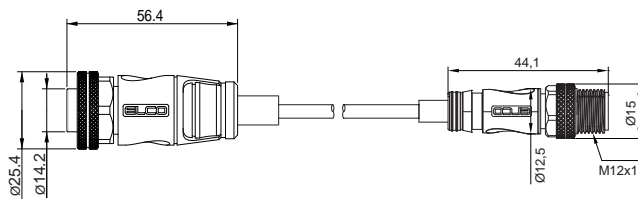


Fig. 2

Straight female Mini-Change / Angled male Micro-Change

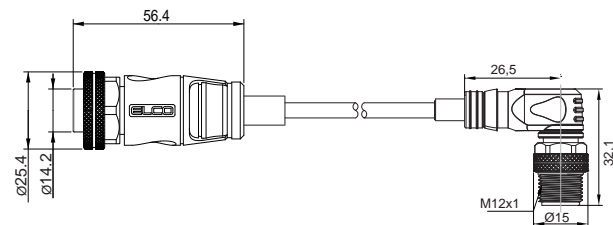


Fig. 3

Angled female Mini-Change / Straight male Micro-Change

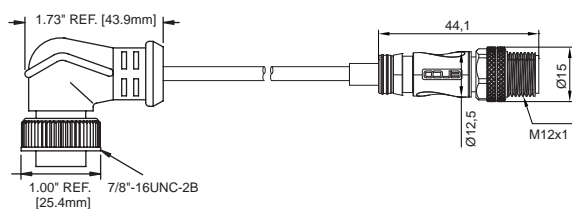


Fig. 4

Angled female Mini-Change / Angled male Micro-Change

